


鎖固型刀頭

- 可調整尺寸
調整範圍0.01mm

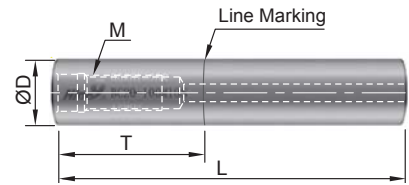


Order No.	Part No.	ØD	L	M	延長桿	刀片 / 螺絲	調整螺絲
99043-14	M6-FB14	13.9~14.1	25	M6xP1.0	99801-12	CC...060204 / 鎖刀片螺絲: *NS-25045 0.9Nm 扳手: NK-T7	99021-A
99043-15	M6-FB15	14.9~15.1	25	M6xP1.0	99801-12		
99043-16	M8-FB16	15.9~16.1	25	M8xP1.25	99801-14	CC...060204 / 鎖刀片螺絲: *NS-25060 0.9Nm 扳手: NK-T7	99021-A
99043-17	M8-FB17	16.9~17.1	25	M8xP1.25	99801-14		
99043-18	M8-FB18	17.9~18.1	25	M8xP1.25	99801-16		
99043-19	M8-FB19	18.9~19.1	30	M8xP1.25	99801-16		
99043-20	M10-FB20	19.9~20.1	30	M10xP1.5	99801-18		
99043-21	M10-FB21	20.9~21.1	30	M10xP1.5	99801-18		
99043-22	M10-FB22	21.9~22.1	30	M10xP1.5	99801-20		
99043-23	M10-FB23	22.9~23.1	30	M10xP1.5	99801-20		
99043-24	M10-FB24	23.9~24.1	30	M10xP1.5	99801-20		
99043-25	M10-FB25	24.9~25.1	30	M10xP1.5	99801-20		

*建議使用扭力起子·參考6-22頁

鋼柄

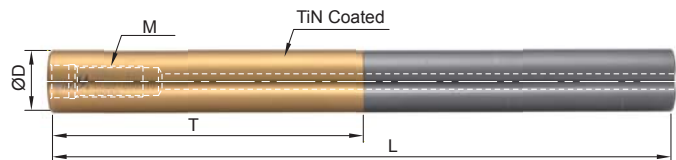
- T是最大可加工深度
- 中心出水型



Order No.	Part No.	ØD	T	L	M	Assemble Torque
99801-10S	BC10-075M05S	10	25	75	M5xP0.8	6.5Nm
99801-12S	BC12-075M06S	12	25	75	M6xP1.0	11.0Nm
99801-14S	BC14-090M08S	14	30	90	M8xP1.25	25.0Nm
99801-16S	BC16-090M08S	16	35	90	M8xP1.25	25.0Nm
99801-18S	BC18-100M10S	18	40	100	M10xP1.5	50.0Nm
99801-20S	BC20-100M10S	20	40	100	M10xP1.5	50.0Nm
99801-25S	BC25-120M12S	25	50	120	M12xP1.75	60.0Nm
99801-32S	BC32-150M16S	32	65	150	M16xP2.0	-

鎢鋼接桿

- T是最大可加工深度
- 中心出水型



Order No.	Part No.	ØD	T	L	M	Assemble Torque
99801-10W	BC10-100M05W	10	50	100	M5xP0.8	6.5Nm
99801-12W	BC12-100M06W	12	60	100	M6xP1.0	11.0Nm
99801-14W	BC14-120M08W	14	70	120	M8xP1.25	25.0Nm
99801-16W	BC16-150M08W	16	80	150	M8xP1.25	25.0Nm
99801-18W	BC18-150M10W	18	90	150	M10xP1.5	50.0Nm
99801-20W	BC20-200M10W	20	100	200	M10xP1.5	50.0Nm
99801-25W	BC25-200M12W	25	125	200	M12xP1.75	60.0Nm

5

高速搪刀